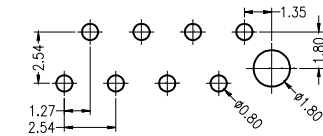
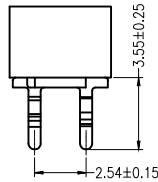
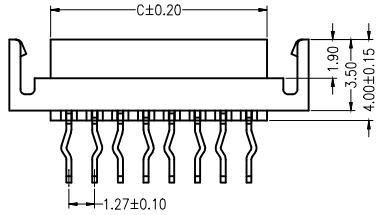
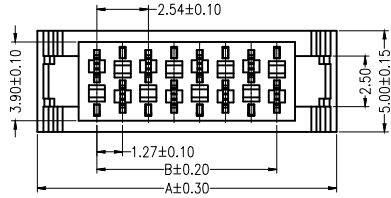


**R O H S**

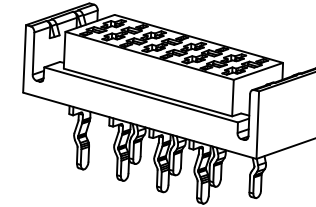
ST0-C0-009



Recommended P.C.B Layout(Top Side)  
(PCB BOARD TOLERANCE±0.05)

■ Specifications(规格) :

- Voltage rating(额定电压): 500V AC / DC
- Current rating(额定电流): 1A AC / DC
- Withstanding voltage(耐压值): 500V AC/minute
- Temperature range(工作温度): -40°C~+105°C
- Insulation resistance(绝缘电阻): ≥1000MΩ
- Contact resistance(接触电阻): ≤20mΩ

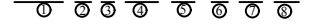


■ Wafer(针座)

- Part No. (料号) : 1127WV XX RE 9T SN C2
- Poles (PIN数) : 04-26P
- Material (材质) : PA9T UL 94V-0

Pin针: Bronze (青铜)  
Finish (电镀) : Tin-Plated (镀锡)

1127 W V XX RE 9T SN- X



- ①系列: V - 180° R - 90° (带脚式)
- ②类别: W - WAFER 类
- ③外观形态: V - 180° R - 90° (带脚式)
- ④PIN数: 单排- XX 双排- 2 \* XX
- ⑤颜色: 空码-本色 BK - 黑色 BR - 棕色 OR - 橙色 YE - 黄色 GR - 绿色 PR - 紫色 GY - 灰色 WH - 白色 BN - 咖啡色 LB - 浅蓝色 RD - 暗红色
- ⑥材质: 6T - PA6T 9T - PA9T 46 - PA46 TS - 其它
- ⑦电镀类别: G\*\*\* - 镀金 V\*\*\* - 镀全金 S - 镀银  
\*01 - 1U" \*02 - 2U" \*03 - 3U"  
\*10 - 10U" \*15 - 15U" \*30 - 30U"  
N - 镀镍 (30 - 50U") SN - 镀亮锡 (70 - 120U")  
SN1 - 镀亮锡 (120U" Min.) SW - 镀雾锡
- ⑧特殊码: C2-有耳/ 无台/ 双槽 无燕尾

Circuit	Dimension			Q'ty /Tube
	A	B	C	
04	9.70	3.81	5.60	59
06	12.24	6.35	8.14	47
08	14.78	8.89	10.68	39
10	17.32	11.43	13.22	33
12	19.86	13.97	15.76	29
14	22.40	16.51	18.30	25
16	24.94	19.05	20.84	23
18	27.48	21.59	23.38	21
20	30.02	24.13	25.92	19
22	32.56	26.67	28.46	17
24	35.10	29.21	31.00	15
26	37.64	31.75	33.54	13

TOLERANCE:

X	±XXX
X	±0.20
XX	±0.10
ANG.	

**STO** 上海狮拓电子科技有限公司

產品名稱: \_\_\_\_\_

產品料號: \_\_\_\_\_

THIRD ANGLE PROJECT

簽名 \_\_\_\_\_

日期 \_\_\_\_\_

審核 \_\_\_\_\_

日期 \_\_\_\_\_

客戶確認

承認 \_\_\_\_\_日期 \_\_\_\_\_

駁回 \_\_\_\_\_日期 \_\_\_\_\_

1127 WV XX RE 9T SN C2