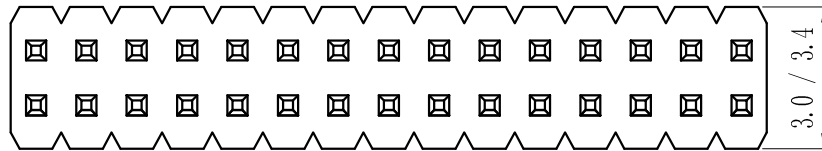

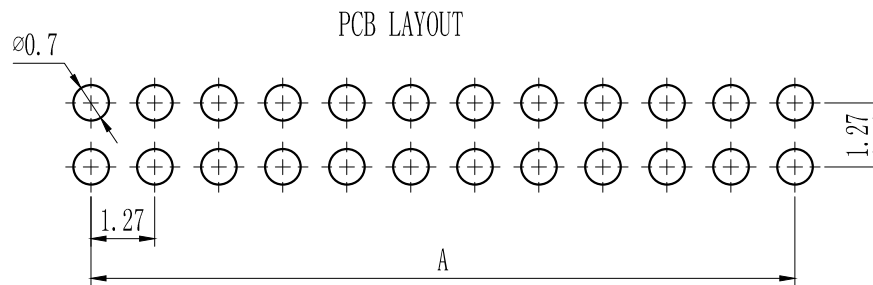
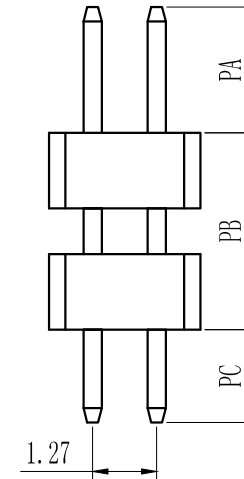
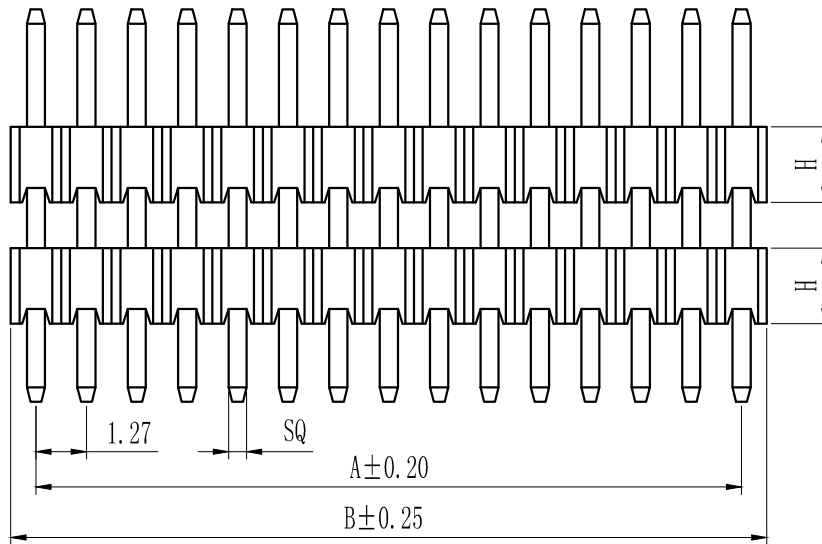


| Pin数 | 尺寸A | 尺寸B |
|------|-------|-------|
| 1 | | 1.27 |
| 2 | 1.27 | 2.54 |
| 3 | 2.54 | 3.81 |
| 4 | 3.81 | 5.08 |
| 5 | 5.08 | 6.35 |
| 6 | 6.35 | 7.62 |
| 7 | 7.62 | 8.89 |
| 8 | 8.89 | 10.16 |
| 9 | 10.16 | 11.43 |
| 10 | 11.43 | 12.70 |
| 11 | 12.70 | 13.97 |
| 12 | 13.97 | 15.24 |
| 13 | 15.24 | 16.51 |
| 14 | 16.51 | 17.78 |
| 15 | 17.78 | 19.05 |
| 16 | 19.05 | 20.32 |
| 17 | 20.32 | 21.59 |
| 18 | 21.59 | 22.86 |
| 19 | 22.86 | 24.13 |
| 20 | 24.13 | 25.40 |
| 21 | 25.40 | 26.67 |
| 22 | 26.67 | 27.94 |
| 23 | 27.94 | 29.21 |
| 24 | 29.21 | 30.48 |
| 25 | 30.48 | 31.75 |
| 26 | 31.75 | 33.02 |
| 27 | 33.02 | 34.29 |
| 28 | 34.29 | 35.56 |
| 29 | 35.56 | 36.83 |
| 30 | 36.83 | 38.10 |
| 31 | 38.10 | 39.37 |
| 32 | 39.37 | 40.64 |
| 33 | 40.64 | 41.91 |
| 34 | 41.91 | 43.18 |
| 35 | 43.18 | 44.45 |
| 36 | 44.45 | 45.72 |
| 37 | 45.72 | 46.99 |
| 38 | 46.99 | 48.26 |
| 39 | 48.26 | 49.53 |
| 40 | 49.53 | 50.80 |
| 41 | 50.80 | 52.07 |
| 42 | 52.07 | 53.34 |
| 43 | 53.34 | 54.61 |
| 44 | 54.61 | 55.88 |
| 45 | 55.88 | 57.15 |
| 46 | 57.15 | 58.42 |
| 47 | 58.42 | 59.69 |
| 48 | 59.69 | 60.96 |
| 49 | 60.96 | 62.23 |
| 50 | 62.23 | 63.50 |



| |
|------|
| SQ |
| 0.40 |
| 0.46 |



技术规范：
 额定电流：1.0AMP
 适用温度：-40℃to+105℃
 接触电阻：20mΩ Max
 绝缘电阻：1000MΩ Min
 耐电压：AC 500V
 绝缘材料：Polyester (UL94V-0)
 Standard:PA-6T
 端子材质：Brass
 电镀规范：Au or Sn Over 50u" Ni

| 排针系列 | 间距 | 塑高 | 双塑 | 单排 | PIN位 | 电镀 | 材质 | 角度 | 备注 |
|------|--------|---------|------|------|-----------|--------|--------|---------|---------------|
| a | 0.8mm | 1.0-10 | 1-单塑 | 1-单排 | 1~40P/50P | A-1u" | A-PBT | S=180° | 0-3.0 |
| b | 1.0mm | 1.5-15 | 2-双塑 | 2-双排 | 2~40/50P | B-3u" | B-PA46 | R=90° | 1-3.0/6.0(双塑) |
| c | 1.27mm | 1.6-16 | 3-三塑 | 3-三排 | 3~40/50P | C-5u" | C-PA6T | M=SMT | 2-3.0/3.0(双塑) |
| d | 2.0mm | 1.7-17 | | 4-四排 | 4~40/50P | D-10u" | D-PA9T | Z-Z型 | 3-2.8/4.0(双塑) |
| e | 2.5mm | 2.0-20 | | | | E-15u" | E-LCP | Y=135° | 4-2.6/3.5(双塑) |
| f | 2.54mm | 2.54-25 | | | | F-30u" | | L=卧式SMT | 其它另做说明 |
| g | 3.96mm | | | | | S-镀锡 | | | |
| h | 5.08mm | | | | | H-半金锡 | | | |

客户确认

姓名：_____ 日期：_____

审核：_____ 日期：_____

日期：_____

承认 _____ 日期 _____

驳回 _____ 日期 _____

1.27mm双排插针，180°，双塑
 Spec: 1.27mm Borad Spacer, Dual Row, Straight
 Positions: 2x2x2x50

| |
|------------|
| TOLERANCE: |
| X. ±XXX |
| .X ±0.20 |
| .XX ±0.10 |
| ANG. |



上海狮拓电子科技有限公司

产品名稱：
产品料號：

THIRD ANGLE PROJECTION